



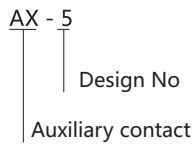
## AX-5 Auxiliary Contact

### 1. Scope of Application

AX-5 auxiliary contact is mainly used in the circuit of AC 50/60Hz, rated heating current 6A, rated voltage AC 415V or DC 130V; assembled with NL1, it is used for distant circuit breaker on/off signal indication.

Conforming standard: GB/T 14048.5 , IEC 60947-5-1, accredited through CE certification.

### 2. Model and Meanings



### 3. Main Parameters and Technical Performance

3.1 Rated working current under different rated voltages

AC-12: AC415V/3A, AC240V/6A

DC-12: DC130V/1A, DC48V/2A, DC24V/6A

3.2 Life

The working life of auxiliary contact is not lower than 10,000 operations.

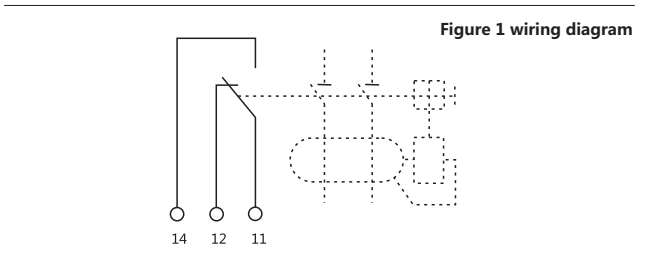
### 4. Main Parameters and Technical Performance

4.1 Ambient temperature: -35 °C ~ +70 °C

4.2 The atmosphere condition: ≤95%

4.3 Pollution degree: II

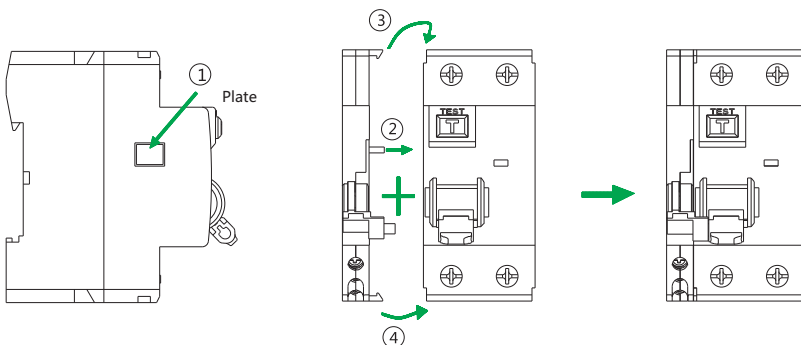
4.4 Altitude: ≤2000m



### 5. Product assembly and installation

5.1 AX-5 auxiliary contact is a kind of accessories, and can only function after being assembled with the NL1. The assembly and disassembly diagrams are shown below.

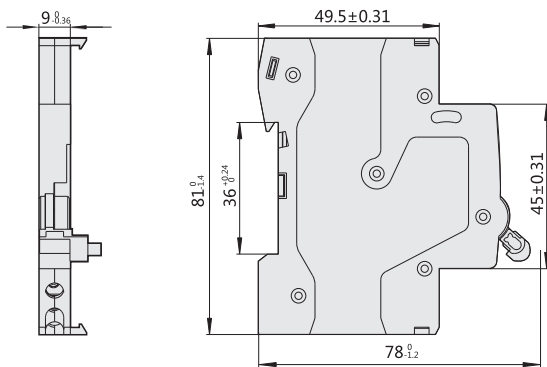
Figure 2



5.2 Remove left cover plate of circuit breaker

## 6. overall and mounting Dimensions (mm)

Figure 3



## 7. Ordering information

7.2 Types and names of product, for example , AX-5 auxiliary contact.

7.2 Quantity on order , for example , 50u nits.

7.3 Example for ordering: AX-5 auxiliary contact, 50units